

202L

CP 202 WIN 08 ASS 02.DOC

READ

Field Conditions *by Stan Allen*

Exact and Approximate Dimensions *by Bernard Hamburger*

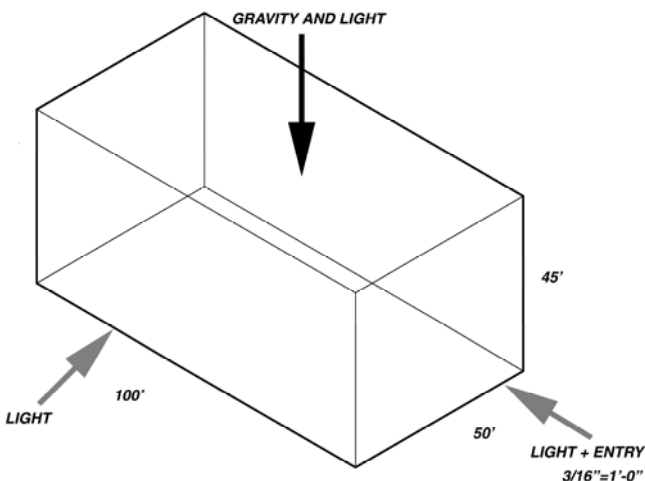
PROJECT 02

MOVEMENT

Now that you have densified the initial volume in your previous project, apply a scale of to the resulting three dimensional spatial field. Consider the volume. It was initially a 3-d field at 1:1 scale. Apply a scale of $3/16'' = 1'-0''$ to it. Your artifact is now a field representing a building envelope with the dimensions of 50'W x 100L x by 45'H. With the application of a scale it is now a representative artifact of a possible, *but impossibly dense*, architectural condition. On your now $3/16'' = 1'-0''$ model, apply the vector of gravity as shown in the accompanying diagram. Assume that light can enter the volume from the top, one long side, and on one short side (as shown). Assume that entry is on the short side which is exposed to light.

THE ARCHIVE AND THE ARCHIVIST

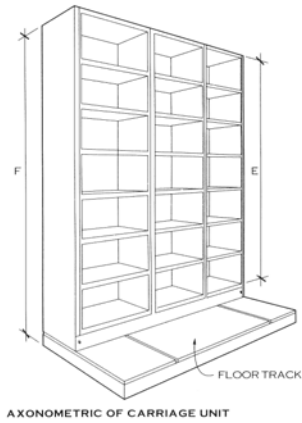
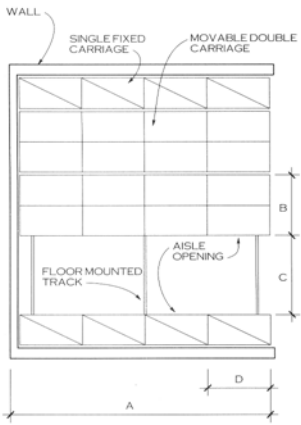
Adapt your super-dense 3-D field to function as a storage building for paper records. This building will use the movable shelving system pictured below for the storage of these records which are all 8.5x11 in size. *THE DIMENSIONS OF THESE SHELVES ARE FIXED AND CANNOT BE VARIED (SEE DRAWING BELOW)*. The shelves which hold the records must be accessible to an able bodied human archivist via a system of circulation of your design. All spaces should receive the maximum possible amount natural light to facilitate the work of the archivist. The archivist is female, 5' - 4" in height, and weighs approximately 130 lbs. Your archive could hold (+or-) 196,560,000 sheets of 8.5x11 paper (calculated @ 250 sheets / linear inch of shelf). All corridors and stairs must conform to the requirements defined in the accompanying data from *Architectural Graphic Standards* and *Architectural Detailing*. Assume all floor plates to be 18" in thickness.



MAINTAIN

Quantifiable criteria for success in this exercise are as follows:

1. MOST IMPORTANTLY- MAINTAIN THE INTEGRITY OF YOUR ORIGINAL 3-D FIELD.
2. Accommodate the maximum possible quantity of 8.5x11 paper while maintaining your field
3. Provide access for the archivist to all areas of the archive
4. Provide natural lighting for all areas of the archive
5. All circulation elements must conform to the norms outlined below
6. MOST IMPORTANTLY- MAINTAIN THE INTEGRITY OF YOUR ORIGINAL 3-D FIELD.



AXONOMETRIC OF CARRIAGE UNIT

TO BEGIN

Draw 3 plans and 2 sections (lateral and longitudinal) of your *EXISTING* 3-d field at 3/16" = 1'-0".

THEN

Redraw the 3 plans and 2 sections to accommodate the archives, the archivist path of access and their shelving at 3/16" = 1'-0".

Due Friday 01.18.08 -5 Under-lays and plans (media optional) of your existing field at 3/16" = 1'-0"

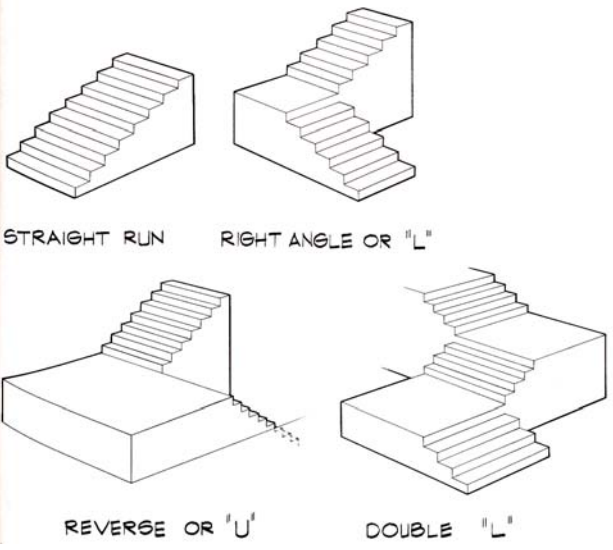
Due wednesday 01.22.08 - 3 plans and 2 sections (lateral and longitudinal) at 3/16" = 1'-0"

FINAL Project Due: Mon. 01.28.08 @ 9am

Shelving Plan and Dimensions

- A. 8'-0"
- B. 2'-0"
- C. 3'-0"
- D. 2'-0"
- E. 7'-0"
- F. 7'-6"

Please disregard the wall in plan view

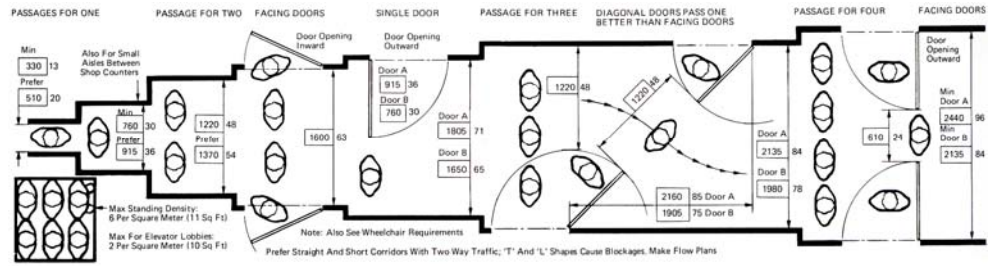


Basic stair configurations

BUILDING CODE STAIRWAY REQUIREMENTS

	MINIMUM TREAD DEPTH	RISER RESTRICTIONS	MINIMUM STAIR WIDTH
1991 ADAAG	11" (279 mm)	No limits	48" (1219 mm) clear between handrails for stairs adjacent to an area of rescue assistance
1993 BOCA National Building Code	11" (279 mm)	7" (178 mm) maximum 4" (102 mm) minimum	44" (1118 mm) 36" (914 mm) for occupancy of 50 or fewer
1991 Standard Building Code	9" (229 mm)	7 3/4" (197 mm) maximum 2R + T must equal 25" (635 mm)	44" (1118 mm) 36" (914 mm) for occupancy of 50 or fewer in some cases 66" (1676 mm) for shopping malls
1991 Uniform Building Code	11" (279 mm)	7" (178 mm) maximum 4" (102 mm) minimum	44" (1118 mm) 36" (914 mm) for occupancy of 49 or fewer 60" (1524 mm) for educational use group with occupancy of 100 or more

Corridor widths



Class Schedule
(Subject to change)

Week2

Monday work in class
Wednesday **DENSIFICATION PROBLEM** due / **MOVEMENT** problem given
Friday work in class / discussion of readings

3

Monday **NO CLASS MLK DAY**
Wednesday work in class
Friday work in class / discussion of readings

4

Monday **MOVEMENT** problem due/ review projects 1+2 (cocktail party review)
Wednesday meet at site - **COLLECTION PROBLEM** given
Friday work in class / discussion of readings
w

5

Monday work in class
Wednesday field trip
Friday work in class / discussion of readings

6

Monday work in class
Wednesday **MIDTERM**
Friday **MIDTERM**

7

Monday **NO CLASS PRESIDENTS DAY**
Wednesday work in class
Friday work in class / discussion of readings
w

8

Monday work in class
Wednesday work in class
Friday work in class / discussion of readings

9

Monday work in class
Wednesday work in class
Friday work in class / discussion of readings

10

Monday work in class
Wednesday **FINAL REVIEW**